



Graphically Speaking En Parlant de Graphismes



By/Par : Kerri Bradford



**Provo
Craft**

English

Meet the Designer	4
Advanced Features	5
Quick Start Project	7

Français

Se retrouver avec le Dessinateur.	9
Fonctions Avancées	10
Projet de Commencement Rapide	12

Español

Encuentro con el Diseñador.	14
Funciones Avanzadas	15
Proyecto de Iniciación Rápida.	17

Lernen Sie den Designer kennen	19		
Erweiterte Features	20		
Schnellstartprojek.	22		
Icon Gallery	24	Galería de Iconos	26
Galerie d'icônes	25	Bildergalerie.	27
Contact Us	84	Contáctenos.	86
Contactez-nous	85	Verbinden Sie sich mit uns	87

For complete instructions see your Cricut® user manual or visit www.cricut.com

Pour des instructions complètes veuillez vous référer au Manuel de l'Utilisateur Cricut® ou visiter le site www.cricut.com

Para instrucciones detalladas refiérase a su Manual del Usuario Cricut® o visite la página www.cricut.com

Finden Sie vollständige Anweisungen in Ihrem Cricut® Benutzerhandbuch oder besuchen Sie www.cricut.com



The characters on the Graphically Speaking cartridge were designed by:



Kerri Bradford

Ever since I was little, I've been obsessed with creativity in some form or another (my early years were consumed with music—piano, flute, and choir). After I got married in 1988, I worked at WordPerfect where I found a creative outlet through computers. When I had my third—and last—child, I left work to be a stay-at-home mom and felt a bit lost creatively until I found scrapbooking. Of course it made perfect sense for these two passions of mine to combine. Still holding to the true art form of scrapbooking, I love working with cardstock and all the other exciting tangible elements out there. However, it's also great fun using computers to incorporate journaling and titles in all the wonderful font styles available now. Technology has definitely come a long way since those early word processing days of the '80s. I hope my passions for both these mediums help you with your creations of today!

Kerri lives in Orem, Utah, with her favorite photo subjects—a wonderful, quick-witted husband who patiently indulges his wife's photography obsession (most of the time), and their three beautiful kids who smile for their mother even when they aren't in the mood (most of the time).

ABOUT THIS CARTRIDGE

What is **Real Dial Size**?


All characters are measured from the lowest possible point to the highest. In Graphically Speaking, all black (non-shifted) characters and all gray (shifted) characters are created at the same height. The characters in the Phrase, Word, Jumbled, Type, Icon, and Icon Blackout features are sized proportionately to the base characters, making some smaller than the actual dial size. If Real Dial Size is selected, all characters will be cut according to the selected dial size.



Real Dial Size OFF



Real Dial Size ON




What Are Creative Feature Keys?

The top three pairs of keys on the left panel are reserved for the Creative Feature effects of each set. These Features vary with each specific cartridge, providing greater versatility and thousands of options!

The Creative Feature keys included on the Graphically Speaking cartridge are Phrase, Word, Jumbled, Type, Icon, and Icon Blackout.

To use a Creative Feature key, just select it prior to pressing the CUT button. The characters displayed on the screen will then be cut in the style of the selected Creative Feature. Due to their sizes and shapes, a Feature may not work with all shapes. Please refer to the Icon Gallery for Creative Feature details.



TIP: A Feature can be selected before or after a character has been selected, but before the CUT button is pressed. Once pressed, a Feature key will remain lit until it is turned off in one of the following ways: the Feature key is pressed a second time or the Reset All key is pressed.

Now you're ready to try a project!



Baby Card

Welcome a new baby into the world with this simple, beautiful card.

Materials:

Cardstock: blue, green, white
Patterned paper
 $\frac{3}{4}$ " ribbon
Adhesive



Step One:

Create the card. Cut one 8" x 7" rectangle from blue cardstock and fold vertically in half to form one 4" x 7" card. Cut one 4" x 5" rectangle from patterned paper and adhere to front of card. Cut a strip of 3/4" ribbon and adhere at bottom edge of printed paper.



Step Two:

Create frame. Using white cardstock, press Shift and cut one 3 1/2" <Image50-s>. Adhere to center of patterned paper. Using green cardstock, cut one 2 3/4" square. Using blue cardstock, cut one 2 1/2" square. Layer these on top of each other and adhere to center of frame.



Step Three:

Create the baby buggy. Using green cardstock, press Icon feature and cut one 2" <Image33>. Using white cardstock, press Icon Blackout feature and cut one 2" <Image33>. Adhere together and attach to center of squares.

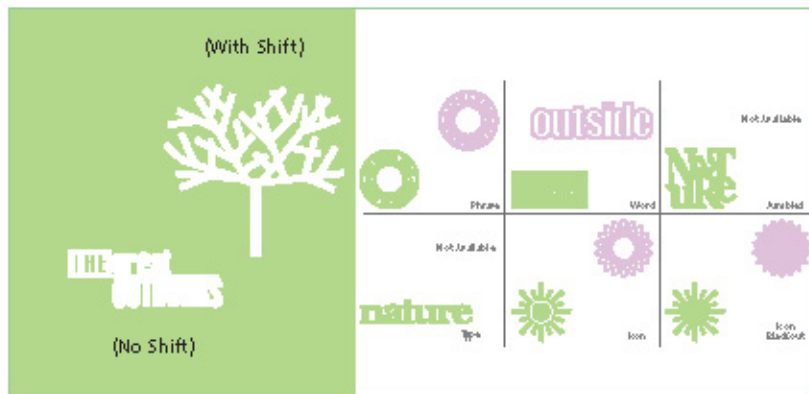
Step Four:

Create the word "innocent." Using green cardstock, press Jumbled feature and cut one 1 1/2" <Image10>. Adhere in lower right corner of card.

In the Icon Gallery, you will find a diagram for every character on your cartridge. The color change indicates that the image on the upper right is created using the Shift key and the image on the lower left is created without Shift. Using the Icon Gallery, you can see at a glance which Creative Features are available to use with the character that you have selected. You will find that some characters are very detailed and cut better at a larger dial size.

Graphically Speaking Creative Features:

Phrase
 Word
 Jumbled
 Type
 Icon
 Icon Blackout





<Imag01-s>

THE **great**
OUTDOORS

<Image01 >













<Image02-s>

me you

<Image02>

			Not Available
Phrase		Word	
Not Available			Jumbled
			Not Available
Type		Icon	Not Available
			Icon Blackout













<Image03-s>



catch a wave

<Image03>






  Phrase	  Word	Not Available  Jumbled
Not Available  Type	  Icon	  Icon Blackout



<Imag04-s>



<Image04 >









		Not Available
	<i>past</i>	Jumbled
Not Available		Not Available
<i>memories</i>		Icon Blacked
Type	Icon	

think
BIG.

<Image05 >

dream
BIG.

<Image05-s >







 <p>of</p>	 <p>Not Available</p>			
 <p>state mind</p> <p>Phrase</p>	<i>dream</i>	 <p>image size</p> <p>Word</p>	Jumbled	
Not Available	 <p>Not Available</p>	 <p>Type</p>	 <p>Icon</p>	 <p>Icon</p> <p>Blackout</p>

24/7

<Image06-s>



<Image06>







 <p>life's little</p>	 <p>remember</p>	Not Available
Phrase	Word	Jumbled
Not Available	 	 
Type	Icon	Icon Blackout



<Imag07-s>

rEality
is good

<Image07>

	THIS IS	Not Available
	<i>life</i>	EXPERIENCE
Phrase	Word	Jumbled
Not Available		
experience		
Type	Icon	Icon Blackout



<Image08-s>



<Image08>

 Phrase	 Word	Not Available
 Phrase	 Word	 Jumbled
Not Available	 Icon	 Icon Blackout
 Type	 Icon	 Icon Blackout



<Image09-s>

school
zone

<Image09 >

me

teach

old

Not Available

SCHOOL

Learn

Phrase

Word

Jumbled

Not Available

learn

Type



Icon





Icon
Blackout



<Image10-s>



<Image10 >







<p><i>little thing</i></p> <p>SWEET</p> <p>Phrase</p>	<p>MY</p> <p><i>angel</i></p> <p>Word</p>	<p>Not Available</p> <p>innocent</p> <p>Jumbled</p>
<p>Not Available</p> <p>innocent</p> <p>Type</p>	<p></p> <p>Icon</p>	<p></p> <p></p> <p>Icon Blackout</p>



<Image11-s>

essential

<Image11>






 <p>Phrase</p>	 <p>Word</p>	 <p>Jumbled</p>	Not Available
Not Available	 <p>Icon</p>	 <p>Icon</p>	 <p>Icon Blackout</p>

AUTHENTIC

<Image12-s>

AUTHENTIC

<Image12>

		BLOG	Not Available	
Phrase	TRUE	Word		Jumbled
Not Available		#1	Not Available	
genuine		Icon		Icon Blackout
Type				









sweet girl

<Image13-s>



<Image13>

 <p>Phrase</p>	 <p>Word</p>	 <p>Jumbled</p>
<p>Not Available</p>  <p>Type</p>	 <p>Icon</p>	 <p>Icon Blackout</p>

she's that

girl

Not Available

Not Available



great boy

<Image14-s>



BUILT TOUGH



Phrase



boy

Word

BY

Jumbled

Not Available

Not Available



Not Available

boy

Type



Icon



Icon
Blackout



<Image15-s>

<Image15>



a fortunate
accident

Phrase

find

Not Available

found

Word

FOC
OVER

Jumbled

Not Available



discover

Type



Icon



Icon
Blackout



made in

<Imag16-s>



<Image16>

<p><i>fourth of</i></p> <p>JULY</p> <p>Phrase</p>		<p><i>day</i></p> <p>Word</p>	<p>Not Available</p>
<p>Not Available</p>		<p><i>☆</i></p> <p>Icon</p>	<p><i>☆</i></p> <p>Icon Blackout</p>
<p>freedom</p> <p>Type</p>		<p>Jumbled</p>	



<Image17-s>



<Image17>

  Phrase	  Word	Not Available  Jumbled
Not Available  Type	  Icon	  Icon Blackout













allowed

<Image 18-s>



<Image 18>

 Phrase	 Word	Not Available
 Phrase	 Word	 Jumbled
Not Available	 Icon	 Icon Blackout
 Type	 Icon	 Icon







no

<Image19-s>



<Image19>

<p>ABSOLUTELY</p> <p>FEARLESS</p> <p>Phrase</p>	<p>X</p> <p>E TREME</p> <p>Word</p>	<p>INTENSITY</p> <p>Not Available</p> <p>Jumbled</p>
<p>Not Available</p> <p>intensity</p> <p>Type</p>	  <p>Icon</p>	  <p>Icon Black out</p>



<Image20-s>



<Image20 >









 <i>of great value</i> Phrase	<i>priceless</i> treasure Word	Not Available  Jumbled
Not Available  Type	  Icon	Not Available Not Available Not Available Icon Blackout



<Image21-s>



<Image21>

 enjoylife Phrase	 Not Available	 Word	OUR JOURNEY Jumbled
Not Available	 Type	 Icon	 Icon Blackout
journey			




satisfaction

<Image22-s>

GUARANTEED

<Image22 >


<i>simply</i>		Not Available
sublime	<i>indulge</i>	COZ TENT
Phrase	Word	Jumbled
Not Available	100%	Not Available
content	100%	100%
Type	Icon	Icon Blackout




<Image23-s>

got kids?

<Image23>

 enough said Phrase	yes no Word	Not Available
Not Available	because Word	CHaOs Jumbled
chaos Type	NO NOT ENTER Icon	Not Available
		Icon Blackout



<Image24-s>



<Image24 >

TELL
ME A
STORY



Phrase

[books]

Not Available

[read]

Word

JOURNAL

Jumbled

Not Available

journal

Type



Icon







Icon
Blackout

look
CLOSELY

<Image25-s>



<Image25>







 PROPERTY	 enclosed	Not Available
Phrase	Word	Jumbled
Not Available	 CC:	 Icon Blackout
details	Type	Icon Blackout



<Image26-s>



<Image26>






 <p>who needs</p>		Not Available
Phrase		Word
Not Available		Not Available
		Icon
Type	Not Available	Icon Blackout

12345
678910

<Image27-s>

10
TOP TEN

<Image27>








 THE LIST.	Phrase	 	Word	Not Available
Not Available		Not Available	Jumbled	Not Available
favorite	Type		Icon	Not Available
			Icon Blackout	



<Image28-s>

Mmmmm...

<Image28>

				Not Available
Phrase			Word	Jumbled
Not Available				Not Available
Type		Icon		Icon Blackout



<Image29-s>

**BELOW
ZERO**

<Image29>

powder

Brrr.

Not Available



Phrase



Word



Jumbled

Not Available

cold

Type



Icon



Icon
Blackout










L
S



<Image3 0-s>

LIFE is
GOOD

<Image3 0>





	<i>a little</i>		Not Available
Phrase		Word	
Not Available			Jumbled
			Not Available
	Type		Icon
			
			Icon Blackout



<Image3 1-s>



<Image3 1>

 UP	 3	Not Available  Jumbled
Not Available  Type	  Icon	Not Available Not Available Not Available Icon Blackout

CONFIDENTIAL

<Imag32-s>

CONFIDENTIAL

<Image32>









<p>THE</p> <p>OFF RECORD</p> <p>Phrase</p>	<p>CLASSIFIED</p> <p>Shhh...</p> <p>Word</p>	<p>Not Available</p> <p>hUSH</p> <p>Hush</p> <p>Jumbled</p>
<p>Not Available</p> <p>bushbush</p> <p>Type</p>	<p>!</p> <p>Icon</p>	<p>Not Available</p> <p>Not Available</p> <p>Icon Blackout</p>



<Image33-s>

BRAND **spankin' new**

<Image33 >








 new addition Phrase	  mine Word	Not Available  Jumbled
Not Available fresh Type	  icon	  Icon Blackout



<Image34-s>

UR
here

<Image34>

  Phrase	 MAP Word	Not Available  Jumbled
Not Available travel Type	  Icon	Not Available  Icon Blackout



**THIS WAY
THAT WAY**

<Image35-s>









<Image35>

		Not Available
 Phrase	 Word	 Jumbled
Not Available		
 Type	 Icon	Not Available Icon Blackout



<Image 6-s >

where its
<Image 36 >








 Not Available Phrase	 Not Available Word	 Not Available Jumbled
 Not Available Type	 Not Available Icon	 Not Available Icon Blackout



<Image37-s>



<Image37>

		Not Available
Phrase		Word
		Not Available
Not Available		Icon
Type		Icon Blackout



<Image3 8-s>



use only as
DIRECTED

<Image3 8>






LABEL		Not Available
READ THE 	OPEN	Word Jumbled
Not Available	RULE #1	Not Available
everyday		Icon Blacked out



<Image39-s>

Genuine
Article

<Image39>










	<i>yourself</i>			Not Available
Phrase	Word	Jumbled		
Not Available				
Type	Icon	Icon Blackout		



<Image40-s>



<Image40>

		Not Available			
	Phrase		Word		Jumbled
Not Available		Not Available			
	Type		Icon		Icon Blackout



<Image41-s>



<Image41 >

favorite
ONE

Phrase



ome

Word

UNO

Not Available

ON

Jumbled

Not Available

2001

Not Available

one

Type

01

Icon












Icon
Blackout



<Image42-s>



<Image42>









		Not Available
		Word
Phrase		Jumbled
Not Available		Not Available
		Icon
Type		Icon Blackout

D

<Image43-s>



<Image43>

 <p>Phrase</p>	 <p>Word</p>	 <p>Jumbled</p>	Not Available
Not Available	 <p>Type</p>	 <p>Icon</p>	Not Available
 <p>Icon</p>	 <p>Blackout</p>	 <p>Icon</p>	Not Available



<Image45-s>



<Image45>

5



Phrase

CINCO

Not Available

five

Word

five

Jumbled

Not Available

2005

Not Available

five

Type

05

Icon



Icon
Blackout



<Image46-s>



<Image46>









 Half Dozen Phrase	 six Word	Sx Jumbled Not Available
Not Available six Type	2006 06 Icon	Not Available  Icon Blackout



<Image47-s>



<Image47>










 <p>Lucky 7</p>	 <p>#7</p> <p>Phrase</p>	 <p>SIETE</p> <p>Word</p>  <p>SEVEN</p> <p>Jumbled</p>
<p>Not Available</p>  <p>seven</p> <p>Type</p>	 <p>2007</p>  <p>07</p> <p>Icon</p>	<p>Not Available</p>  <p>Icon Blackout</p>



<Image48-s>



<Image48 >

  <p>Phrase</p>	  <p>Word</p>	 <p>Not Available</p> <p>Jumbled</p>
<p>Not Available</p>  <p>Type</p>	  <p>Icon</p>	<p>Not Available</p>  <p>Icon Blac kout</p>



<Image49-s>



<Image49>



9

NUEVE

Not Available

Phrase

WINE

Word

Ni
Ne

Jumbled

Not Available

2009

Not Available

nine

Type

09

Icon












Icon
Blackout

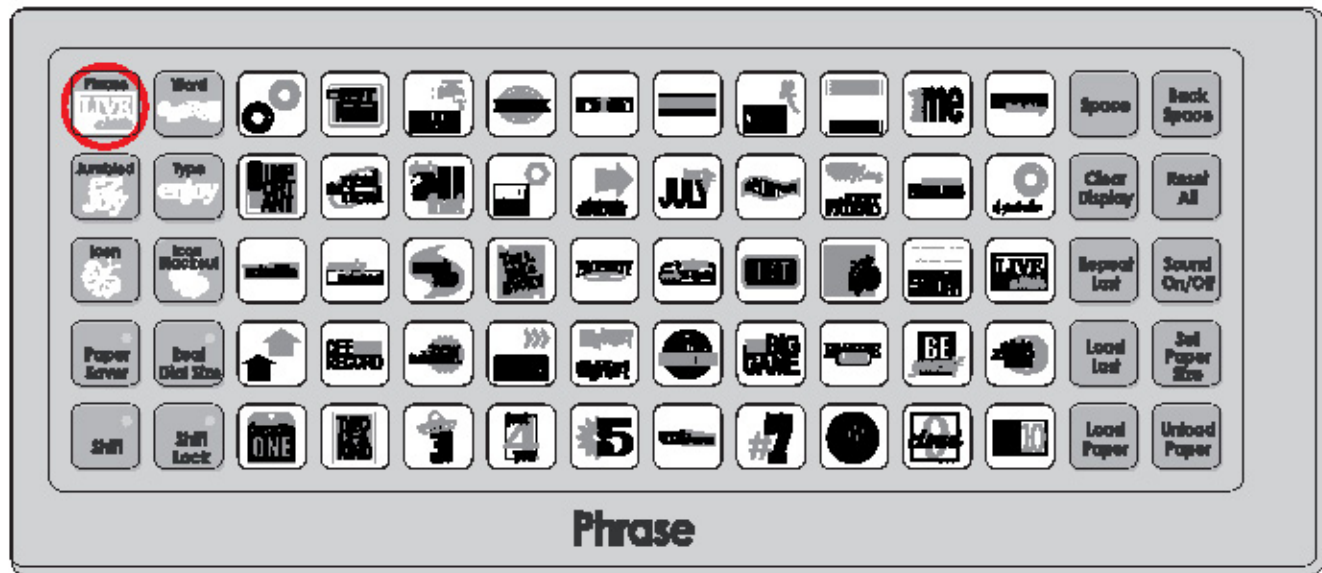


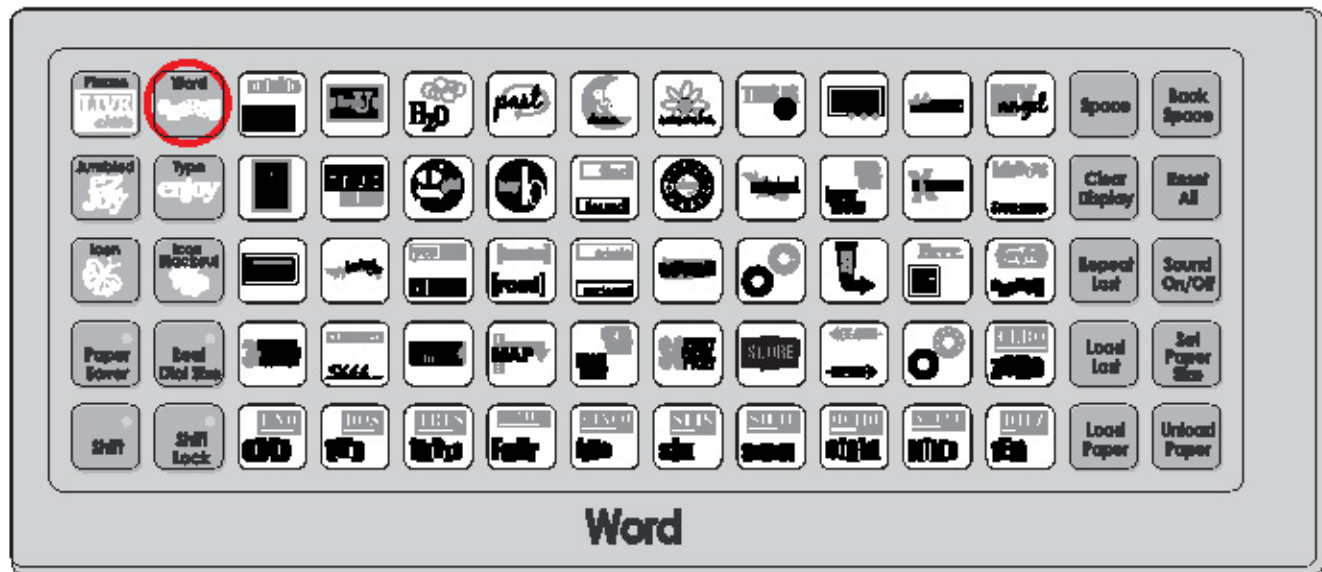
<Image50-s>




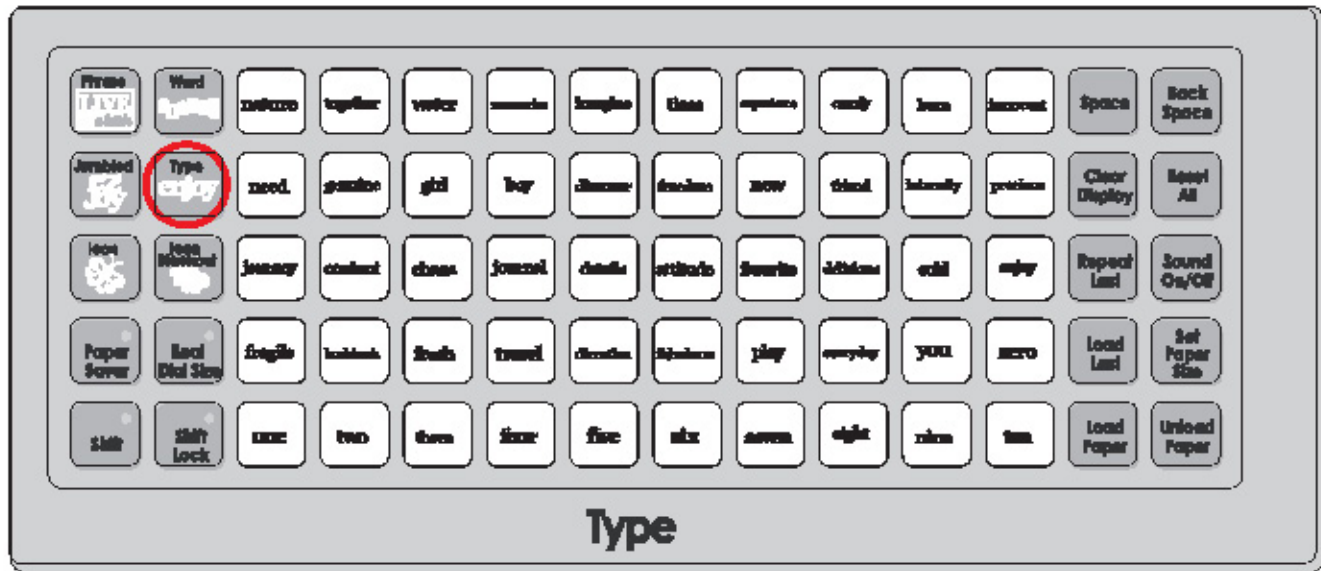
<Image50>

 Phrase	   Word	 Jumbled
 Type	  Icon	 Icon Blackout












Icon





For in-depth information about using your Cricut® cutting system refer to the User Manual included with your Cricut® machine. If you don't find the answers you need, support is available in the following two ways:

You will find the most current help and documentation on the web site. Find answers to FAQs and Troubleshooting problems any time of the day.

INTERNET: www.cricut.com

Refer to the Customer Support information that came with your Cricut® machine(s) or call for Customer Support options at:

PHONE: 1-877-7CRICUT (727-4288) Monday–Friday 7:00 a.m.–6:00 p.m., mountain time

29-0590 Graphically Speaking
Handbook



© 2008 Provo Craft and Novelty, Inc.
All rights reserved/Tous droits réservés
Spanish Fork, UT 84660
Made in China/Fabriqué en Chine
www.provocraft.com + 051608